



Thunderbird Flyer

Newsletter of the Northwest Vintage Thunderbird Club

VOLUME 38, ISSUE 7

JULY, 2017



The Smells of Summer

Oh boy, Summer! Turning in your text books, tossing binders of English and math assignments in the trash and finding out the unidentified smell was from an apple that got buried in the back corner of your desk sometime in January. Once that shriveled up apple was put in the garbage (or thrown at one of your friends, because that is what boys do), summer time had all sorts of other smells that I remember.

Freshly mown grass was most prevalent. Mowing was one of the chores we inherited from Dad as soon as we were old enough to drive the manual shift International riding lawnmower. We had an acre and a half lot so there was lots of grass to mow until the heat of August scorched it to a light brown and ended its growth. At the first hint of cut grass and mower exhaust I am taken back to the times of trying to "burn out" the wheels of the mower on the dirt road we lived on.

Not every smell brings back fond memories though. My Dad would always find someplace that sold the alleged delicacy of smoked fish on the way home from camping in Northern Michigan. One whiff of the a whitefish smoked with cherry wood would have me scrambling to the back of the Chevy Suburban. Over time I would always claim the back seat on the way home from camping. One of the privileges of being the oldest.

The air carries a unique essence in it when a thunderstorm approaches. I've been told that this is from an abundance of ozone that is created from lightning and falling rain stirring up what ever is on the ground. I think I can tell the difference between storms here and those in the Midwest. Combine that with a slightly greenish hue that everything takes on and it is a sure sign that you had better head to the basement.

There are lots of other smells that can take you back to summers of long ago. A whiff from a steaming cob of corn, pitch from a pine tree, the acrid metallic smoke from a sparkler or the sweat stained and dirt covered t-shirt that had your little league number on it. Hopefully, these smells can take you back to summers that were carefree and full of fun.

I realize that there are other seasons that produce lots of aromas and smells that are special; Thanksgiving turkeys and Christmas cookies immediately come to mind (which is probably why I need to lose some weight!). But these are momentary and last a few days or hours at most. Summer and its particular smells go on for a few months which allow us to form these long lasting memories.

So, this summer, make sure the top is down on your convertible; turn off the AC and roll the windows on your hardtop and let the smells of the Pacific Northwest drift into your car. Any road trip beyond the city limits will give you an opportunity to experience the diversified areas of that we live in. From the salty sea spray of the Oregon coast along Hwy 101 to the forests of Washington along Hwy 503; from Hwy 26 up to Mt. Hood to Hwy 97 running through the high desert fields to Bend, find somewhere to go that is new to you and experience the smells of summer.

I can honestly say that summer is the best time to enjoy that sense of smell.

Tom

P.S. For those of you with seasonal allergies, my apologies, I have them also. I probably wouldn't be able to print your comments about summer. But I'll still argue it is the best time of year.

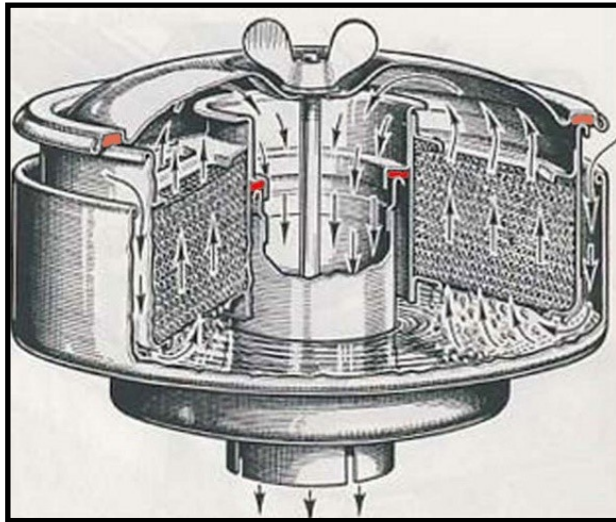
INSIDE THIS ISSUE:

Oil Bath Air Cleaner	2
Mustang Is America's Favorite	3
Hard Water Stain Removal	4
Old Portland	5
NWVTC Meeting Minutes	6
Calendar of Events	7
Passing Lane	8



Oil Bath Air Cleaner

The original air cleaners on the 1955 and 1956 Ford Thunderbirds are known as an oil bath air cleaner. Unlike the later models that would have a paper element to filter the air going to the carburetor, the oil bath filter relied on the movement of the air and a pool of oil in the base of the unit to trap particulates in the air.




The oil bath air cleaner is as efficient or better at removing nasties in the airflow as paper element filters. That can't be said when it comes to cleaning them out!

The generic oil bath cleaner has three elements; a base (contains a pool of oil), a slightly smaller radius insert (which is filled with a type of fibrous element) seated with a small gap above the base and a cover. As shown in the diagram above, air enters from the gap between the side of the base and the insert. The air reverses direction at the bottom of the cleaner. Any large particulate matter that is contained in the fast-moving airstream is too heavy to make this upward turn and its inertia carries it into the pool of oil where it is trapped. Any small material that does make it past the first turn is filtered by the fibrous element. The now filtered air makes one more reversal and enters the carburetor.

Before the advent of paper element filters, oil bath air cleaners were found on most automotive engines. You may still find these cleaners in off-road equipment where very high levels of dust are encountered. Oil bath air cleaners can hold a great deal of dirt relative to their overall size without loss of filtration efficiency or airflow. However, the volume of the oil in the base expands due to particulate matter accumulation. This can decrease the gap between the pool of oil in the base and insert. Some of the air may then be moved through the oil and cause more misted oil to be pulled into the fiber insert and restrict airflow.

Phil Brown, a Nebraskaland Thunderbird Club (CTCI chapter) member, wrote an article that appears on the club's website describing how to convert the oil bath filter to a paper filter. The full article found [here](#) lists the parts necessary and where the parts were obtained to make this conversion. This conversion keeps a stock appearance to the 1955 and 1956 engine bay.

Looking at some on-line forums where the writers indicated they used Mr. Brown's article, it appears that the NAPA air filter (#6161) was not available anymore. Your preference for parts suppliers may be different than the ones given. If so, the filter dimensions need to be H=2.125 inches, ID=9.8 inches and OD=12 inches. The article also states that this size filter will not immediately set down over the section that is humped up to clear the choke assembly but will crush down enough to create a good seal.



An example of a 1956 air cleaner with a paper filter element installed. Photo by Phil Brown

Mustang Is America's Favorite Classic

According to a new state-by-state report from ClassicCars.com, people searched for the Mustang more than any other vehicle on the website in 2016.

While Ford's legendary car took home the No. 1 spot, Ford and General Motor Co.'s (GM) Chevrolet tied among makes. Both were the top-searched-for makes in 20 states.

In 49 states, domestically based companies topped the searches. Connecticut classic car enthusiasts searched for Germany's Mercedes-Benz the most. Of foreign models, however, the German-made Volkswagen Bus had more than 240,000 unique searches in the United States and Japan's Datsun 280Z, more than 157,000.

Muscle cars were the most popular in state-by-state searches. Trucks topped the list in West Virginia with the Chevrolet 3100 and in Oklahoma with the Ford F1.

"Owning pristine collector vehicles — particularly domestic performance and muscle cars — continues to be a passion for many Americans, from the most seasoned collectors to enthusiasts making their first purchase," said Roger Falcione, president and CEO of ClassicCars.com. "In fact, two vehicles on our list — the Ford Fairlane and Dodge Charger — play prominent roles in 'The Fate of the Furious,' which recently topped \$1-billion box-office sales worldwide, attest to the international interest in American performance and muscle cars."

Including the Ford Mustang, here are the top-searched-for cars on the site, according to the state-by-state report. Sorry Tesla (TSLA) fanboys, your favorite company is too young to make this list.

Old billboards never die. They just get covered up.

Todd Lapin was driving along Hwy 101 in San Francisco when he passed by a sign that had not been seen for decades. He snapped a shot and sent it out on Twitter.

It appears that during maintenance the ad announcing Motor Trend's Car of the Year — the 1989 Ford Thunderbird, was exposed.

These cars are still available. Maybe not at the local Ford dealer but good examples can be located on Craigslist for reasonable prices. You'll have to hit the garage sales to find your favorite Duran Duran cassette tape though.

8. Chevrolet Bel Air - The Chevrolet Bel Air, first produced in 1950, was the most searched for in Colorado and Mississippi.

7. Ford Fairlane - Indiana and New Jersey enthusiasts searched for the Ford Fairlane, first made in 1955, the most.

6. Ford Thunderbird - Ford's Thunderbird, introduced in 1955, was the most searched for in three states: Alabama, New Hampshire and Oregon.



5. Chevrolet Corvette - The Chevrolet Corvette, which was first revealed in 1953, also topped the list of three states: Hawaii, Michigan and Virginia.

4. Dodge Charger - The Dodge Charger, first made in 1954, was No. 1 in three states: Delaware, Ohio and Washington.

3. Chevrolet Camaro - Chevy's Camaro, introduced for the 1967 model year, was at the top of the list in five states: Idaho, Illinois, Massachusetts, Missouri and Texas.

2. Chevrolet Impala - Seven states had the Chevrolet Impala, first created in 1958, on their wish list: Kentucky, Louisiana, Iowa, Minnesota, North Dakota, Tennessee and New York.

1. Ford Mustang - Ford's pony car, introduced in 1964, had more than 3.7 million unique searches in 2016. Thirteen states favored the vehicle: Arizona, California, Florida, Georgia, Kansas, New Mexico, North Carolina, Rhode Island, South Carolina, South Dakota, Utah, Vermont and Wisconsin.

Breana Noble is a writer for The Street website. The original article was produced on June 16, 2017 and is reproduced here with permission of the author. The article can be found in its entirety at

<https://www.thestreet.com/slideshow/14164195/1/ford-s-mustang-is-america-s-favorite-classic-car-reveals-this-new-study.html>

Todd Lappin
@thelapin

Follow

Ford Thunderbird ghost sign on 101 in downtown San Francisco. Circa 1990?




Photo courtesy of Todd Lappin

Hard Water Stain Removal

Here in the Pacific Northwest we get our share of rain. Good for greening up the lawn but something the owner of a classic car avoids like the plague. That is until it is time to wash the car. Then we spray gallons of water onto it straight from the hose. Would you have thought that the water coming from your house could be worse for your car than that little rain shower you avoided?

Rain water is naturally considered "soft" since it contains little if any amounts of minerals. Once that raindrop hits the ground and starts to work its way to your tap, it collects all kinds of dissolved minerals like calcium and magnesium. Accumulate enough and it is considered "hard". Now hard water is not bad for you, these minerals are beneficial to you; but they can do some damage to your car. Particularly, hard water can cause problems with the glass.



These water spots are "hard" to remove with window cleaner (left). Use the ideas below to clean the glass to it's original gloss (right).



Under a microscope glass has a porous surface composed of peaks and valleys. The minerals in the water combined with any other contaminants fill those valleys. They can react chemically with the glass and when the water evaporates, leave a "residue" on the surface of the glass. As a result, glass can become stained, scratchy to touch, and lose its transparency.

Replacement glass for a classic car may be cost prohibitive or simply unavailable so rehabilitating the glass will be the only option. Here are a few items you may find that restores hard water stained glass to a clearer appearance.

Vinegar and Lemons

Vinegar is an acid, which helps to loosen mineral deposits, and white vinegar is clear enough to not cause any staining. It's also a natural liquid cleaner that isn't toxic like many chemical cleaners. Vinegar will wear through automotive wax so unless you want to create more work for yourself, cover surfaces that you don't want sprayed.

Lemon juice affects these minerals similarly. Mix 2 tbsp. fresh lemon juice, 1 tbsp. vinegar and a cup of water. Put your vinegar and lemon juice in a spray bottle and slightly warm them in the microwave, for 20-40 seconds depending on your microwave. Warmed cleaner can be more effective at lifting stains than cold or room temperature cleaner. Just be sure to remove the spray bottle top so that it doesn't explode in the microwave.



Spray the vinegar solution on the glass and let it stand for about 2-3 minutes before wiping it clean with a dry, lint-free cloth or a paper towel.

Pads and Abrasives

If the vinegar/lemon juice option does not work, you'll have to get more aggressive. Pick up a fine grade (000 or 0000) of bronze wool. You can use a similar grade of steel wool but fragments that will come from the pad can accumulate in the nooks of the car and later form rust. Move the pad in a circular motion on the affected glass using light pressure.

If the pad alone is not effective at removing the spots, apply a light coat of a swirl remover with your finger over a small area and then use the pad again. This will usually remove all but the most hardened spots.

Now that the glass is looking good, how do you prevent hard water stains and mineral deposits from forming again. Simple, don't let water dry on the glass. Rain water shouldn't be a problem but water from any other source should not be allowed to dry on the car. A shammy, squeegee or towels should be in your trunk at all times just in case.



Story and photos by Tom Przedowjewski

OLD
PORTLAND



Ludwig Hoffman (standing near right front fender of what looks like a Ford Model T Touring car) with his wife and 12 children along with his store workers and their families on July 4th, 1912.

Unfortunately, the building has sat vacant since 2012 and has become a problem even though it is a stop on a walking tour of Sandy's historical buildings. The age and condition of the building has made any restoration impossible so the building was slated for demolition in late May. By the time you read this, the building will likely will have been demolished. The property is currently listed in a commercial zone and the current property owner has told the Sandy Post that they will be working with the city to find the best way to redevelop the property.

Ludwig and Augusta Hoffmann settled in Sandy in 1907. A carpenter by trade, Ludwig built several houses and schools in the area before buying the Sandy Meat Market and building an adjoining house for his family. (Although this is in Sandy, I'll still consider it close enough to qualify for Portland.)

The Downtown Historical Walking Tour of Sandy website says that Ludwig would deliver with horse-drawn wagons to homes, sawmills and the many camps in the outlying areas. The business flourished and began to include grocery items. In the 1920s he added trucks to the fleet and the delivery area expanded clear to Mau-pin, 75 miles of rough road to the other side of Mt. Hood.



One of the last pictures of the Sandy Meat Market. Selected mementos of the house will be displayed in the Sandy Historical Museum.



The Specialty Equipment Market Association (SEMA) reports that an executive order was signed by the President recently to make it easier for companies, trade associations and unions to develop federally recognized apprenticeship programs. Participants of these programs receive compensation while earning credentials in their chosen field through on-the-job training and classroom education. The U.S. Department of Labor (DOL) oversees the national apprenticeship program in conjunction with the states. It establishes federal and state standards for private programs sponsored by individual employers, industry associations, educational institutions and others.

The DOL will attempt to reduce red tape and overly rigid requirements for administering apprenticeship programs. The federal program's funding will also nearly double to \$200 million. The United States has an estimated 6 million job vacancies, many of which remain unfilled because of a skilled labor shortage. Traditionally, apprenticeships have been largely confined to the construction industry and building trades, although this order is designed to unlock the private sector's expansion of these programs in other fields.



From the RPM Foundation website Programs such as The RPM Foundation in Tacoma, WA which provide grants to student to further their education and experience in restoration skills could be a beneficent of the new order to develop more apprenticeship programs.

NWVTC Meeting Minutes

The June meeting did not have any minutes taken.

There are too many conflicting schedules to schedule a meeting so there will be no Regular Meeting in July.

We will meet in August and detail will be in the August newsletter.



It is a 1965 model with a 390 V-8 engine. It has been garaged its whole lifespan and has 45,700 original miles. We recently had the engine worked on to fix a manifold exhaust leak and a new gas tank and fuel pump put in. Everything is in prime order except the electric window lift on the driver side needs to be repaired so that it will close properly. The buyer would probably want a new set of tires too. This would be a great collector car for the right buyer! "

The car is currently located in Dallas, Oregon, near Salem.

For more information contact Jim Sweet

jimis38421@gmail.com

Ph: 503-650-6195



Calendar of Events

Club Meetings

- **July 23rd (Sun)** Regular monthly meeting, details on page 8 of the newsletter

VTCI Events

<http://vintagethunderbirdclub.net/events.htm>

- **September 14th-17th (Thur-Sun)** VTCI International, Atlanta, GA

ITC Events

<http://www.iintl-thunderbirdclub.com/index.html>

- **August 29th - September 3rd (Tue-Sun)** ITC Convention, Fort Wayne, IN

Car Shows and Events

- **July 1st (Sat)** Sizzlin' Summer Hot Rod & Car Show, North Plains, OR
Further information at nwtbirds.org
- **July 7th-8th (Fri-Sat)** WAAAM Traffic Jam, Hood River, OR
Further information at waaamuseum.org/events-classes/traffic-jam
- **July 7th-9th (Fri-Sun)** Rose Cup Races, Portland, OR
Further information at rosecup.com
- **July 8th (Sat)** 34th Wooden Chicken Show & Shine, Portland, OR
Further information at rosecityclassic.com
- **July 16th (Sun)** Spring Hill North Albany Car Show, Albany, OR
Further information at springhillnorthalbanycarshow.com
- **July 16th (Sun)** Forest Grove Concourse d'Elegance, Forest Grove, OR
Further information at forestgroveconcours.org
- **July 16th (Sun)** Cruise the College, Gresham, OR
Further information at mhmf.com
- **July 22nd (Sat)** Mustang Stampede & All Ford Show, Vancouver, WA
Further information at mustangsunlimitedclub.com
- **July 29th-30th (Sat-Sun)** NWVC&MM Steam-Up Vehicle Show, Brooks, OR
Further information at nwcaraandcycle.com
- **July 30th (Sun)** Tom Newton Rotary Car Show, Dallas, OR
Further information at dallasrotaryautoshow.com

These are not all the events in the area. If I have missed any that you think the club members would like to know about send in the information and I'll put it in the list! If you attend an event snap a picture or two and write up something for the newsletter. Each event has a certain flavor and we all like to find a fun and interesting event.



2017 Executive Board

President Tom Przedwojewski
64skibird@gmail.com

VP Eric Johansson
ericlj66@gmail.com

Secretary Open

Treasurer Vicky Wimsatt

Web site/
Newsletter Tom Przedwojewski



Find us on the web at
www.nwtbirds.org

Former VTCI Northwest District Advisor Marie Knippelberg is selling her 2003 Thunderbird – located in Edmonton, AB, Canada

-Red, Premium interior accent package with black and red heated leather seats/silver trim, custom fit car cover

-3.9 V/8 DOHC, 280 HP, 5 speed Select shift auto

-Removable white hardtop with storage caddy, heated winter storage only

-Factory chrome wheels, still has original tires

Asking \$27,900.00 Canadian
\$21,500.00 USD

Please contact Gary for further info

780-966-4892 (8a -10p)

E-Mail: pirana@hotmail.ca



For your entire club apparel needs; hats, shirts, jackets or even backpacks, go to Stitch-n-Embroidery. Order on-line, over the phone or in person. Delivery to the next club meeting is available. Tell them you want the NW Vintage Thunderbird Club logo!



stitchnembroidery.com/index.html



Club Meeting Times

There will be no meeting in July!

We will meet again in August

Passing Lane

fun and funny stuff from the road



*Couldn't you
just wear an
Uncle Sam hat
like the rest
of us!*

